



Investor Conference 2025 Q1 Results

May 28, 2025





Agenda

- . 2025 Q1 Financial Results and Business Summary
- . Operational Outlook
- . Q & A

Safe Harbor Notice

We have made forward-looking statements in the presentation. Our forward-looking statements contain information regarding, among other things, our financial conditions, future expansion plans, and business strategies. We have based these forward-looking statements on our current expectations and projections about future events. Although we believe these expectations and projections are reasonable, such forward-looking statements are inherently subject to risks, uncertainties, and assumptions about us.

We undertake no obligation to publicly update or revise any forward-looking statements, whether due to new information, future events, or otherwise. In light of these risks, uncertainties, and assumptions, the forward-looking events might not occur, and our actual results could differ materially from those anticipated in these forward-looking statements.



— 2025 Q1 Financial Results and Business Summary

Statement of Comprehensive Income (Consolidated)

Amount : NT\$ Thousand

	2024 Q4		2025 Q1		2024 Q1	
Net sales	2,985,126	100.0%	2,598,900	100.0%	1,906,186	100.0%
Cost of Good Sold	(2,120,265)		(1,859,949)		(1,380,731)	
Gross Margin	864,861	29.0%	738,951	28.4%	525,455	27.6%
Operating Expenses	(585,097)	-19.6%	(539,546)	-20.8%	(451,199)	-23.7%
Operating Income	279,764	9.4%	199,405	7.7%	74,256	3.9%
Non-operating Income and Expenses	26,496		(19,716)		680	
Profit(Loss) before Tax	306,260	10.3%	179,689	6.9%	74,936	3.9%
Net Income	237,389	8.0%	138,713	5.3%	54,831	2.9%
Shareholders of the company	179,744	6.0%	106,558	4.1%	51,950	2.7%
EPS(NT\$)(a)	\$1.57		\$0.93		\$0.45	

(a) EPS was calculated based on total Weighted -average

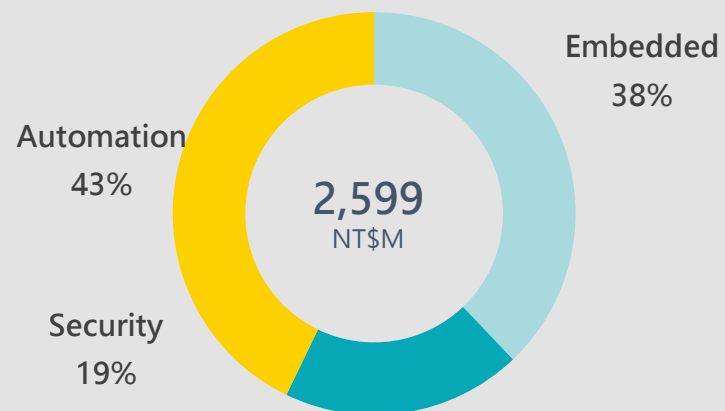
Outstanding shares (thousand shares)

114,488

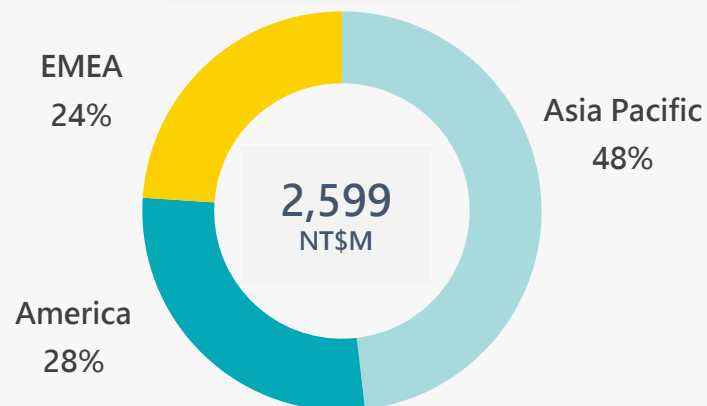
114,488

114,488

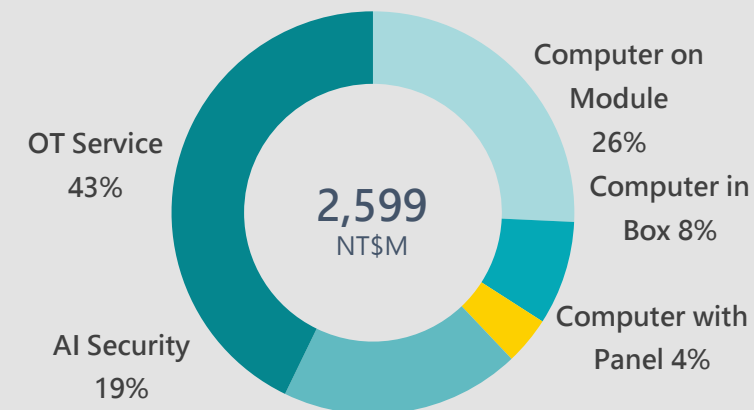
2025 Application



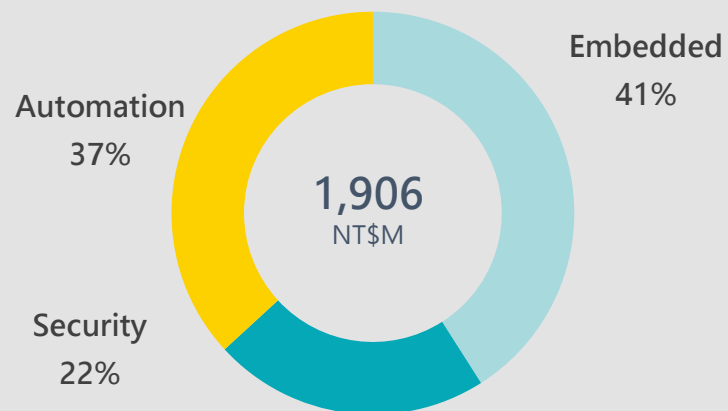
2025 Territory



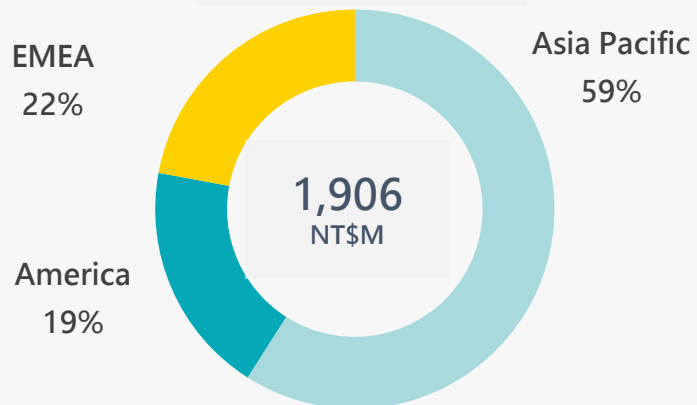
2025 Product



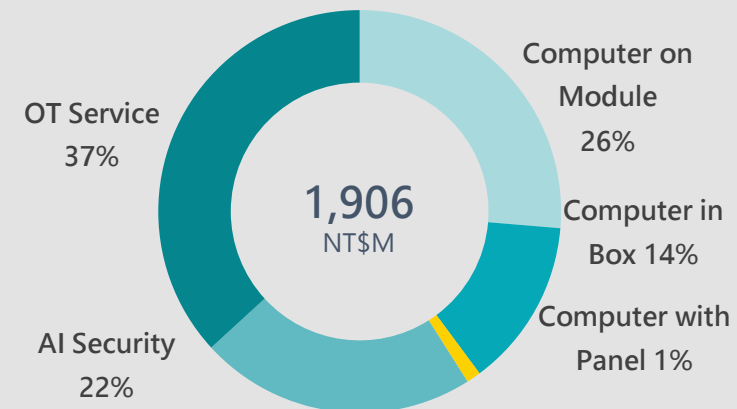
2024 Application



2024 Territory



2024 Product



Balance Sheet Highlights (Consolidated)

Amount : NT\$ Thousand

	2025.03.31		2024.12.31		2024.03.31	
Cash and cash equivalents	2,243,515	19%	2,512,850	21%	1,544,646	17%
Accounts receivable (Including the related parties)	2,142,787	18%	2,391,984	19%	1,878,919	22%
Inventories	2,285,510	19%	2,079,464	17%	1,755,982	20%
Property, plant and equipment	2,275,844	19%	2,287,843	19%	2,351,456	26%
Total assets	11,975,167	100%	12,338,424	100%	8,940,746	100%
Current liabilities	4,314,384	36%	4,224,426	34%	3,075,562	34%
Non-current liabilities	2,077,067	17%	2,276,771	19%	1,171,443	13%
Equity	5,583,716	47%	5,837,227	47%	4,693,741	53%

Net Worth/Share(NT\$)	28.52	30.67	25.24
-----------------------	-------	-------	-------

Net worth per share was calculated based on total outstanding shares(thousand shares)

114,488

114,488

114,488

Key Financial Ratios (Consolidated)

	2025.03.31	2024.12.31	2024.03.31
AR Turnover(Days)	80	84	91
Inventory Turnover(Days)	107	125	120
AP Turnover(Days)	77	69	62
Cash Conversion Cycle(Days)	110	140	149
ROE(annualized) (a)	9.7%	9.1%	4.5%
Current ratio	159%	170%	173%
Fin.Debt(b)/Total Assets	25%	27%	20%

(a)Annualized net income / Average total equity

(b)Fin.debt included long term and short term financial debts



二. Operation Outlook

DFI One-Stop Edge AIoT Products & Services

Expertise × Collaboration: Driving the New Wave of Edge AI Applications

AI Alliance for Edge Solutions

- Full Edge AI portfolios
- Key verticals: smart factory, defense, entertainment, medical, smart city...
- 3-in-1 solutions powered by global AI partners (HW+SW+Service)



Value-added Tehnology

- 40+ yrs of experience for power, signal, thermal, FW/BIOS/OS customization on x86 & ARM platforms
- Value-added Technology (eg. OOB)



Global Reach, Local Agility

- Integrated supply chain
- Local manufacturing & service
- Non-China key components



Custom Fast. Scale Faster

- 70% custom builds start from standard platforms
- Agile, market-tuned development
- Scalable AI via DFM & flexible form factors

Global Reach, Local Agility

Platform development

From edge to servers

+ Manufacturing

Global and flexibility

+ Service

Global FAE and technical support

=

CONNECTED for Optimization

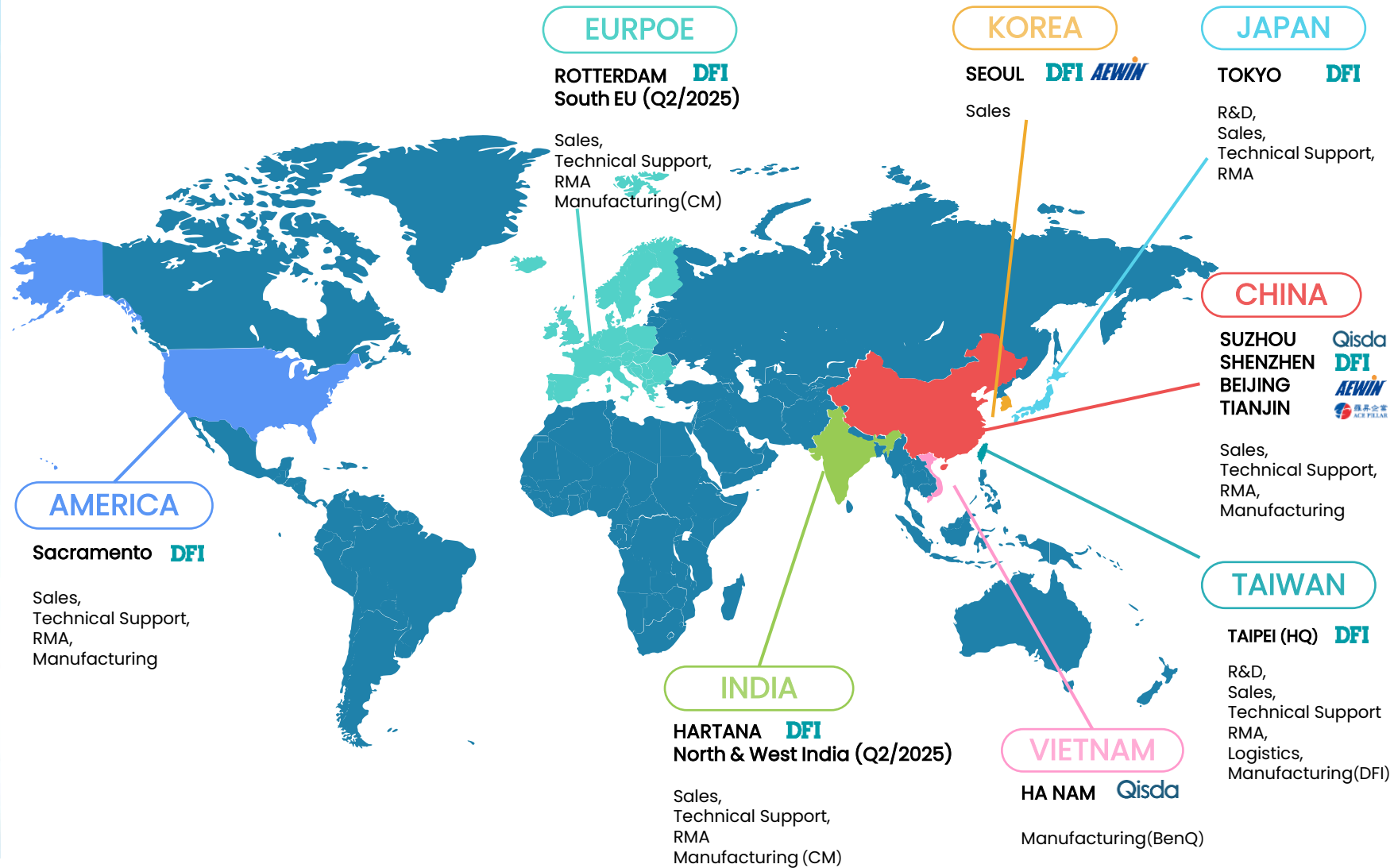
 1,400+ WORLD EMPLOYEES

 40+ WORLDWIDE SITES

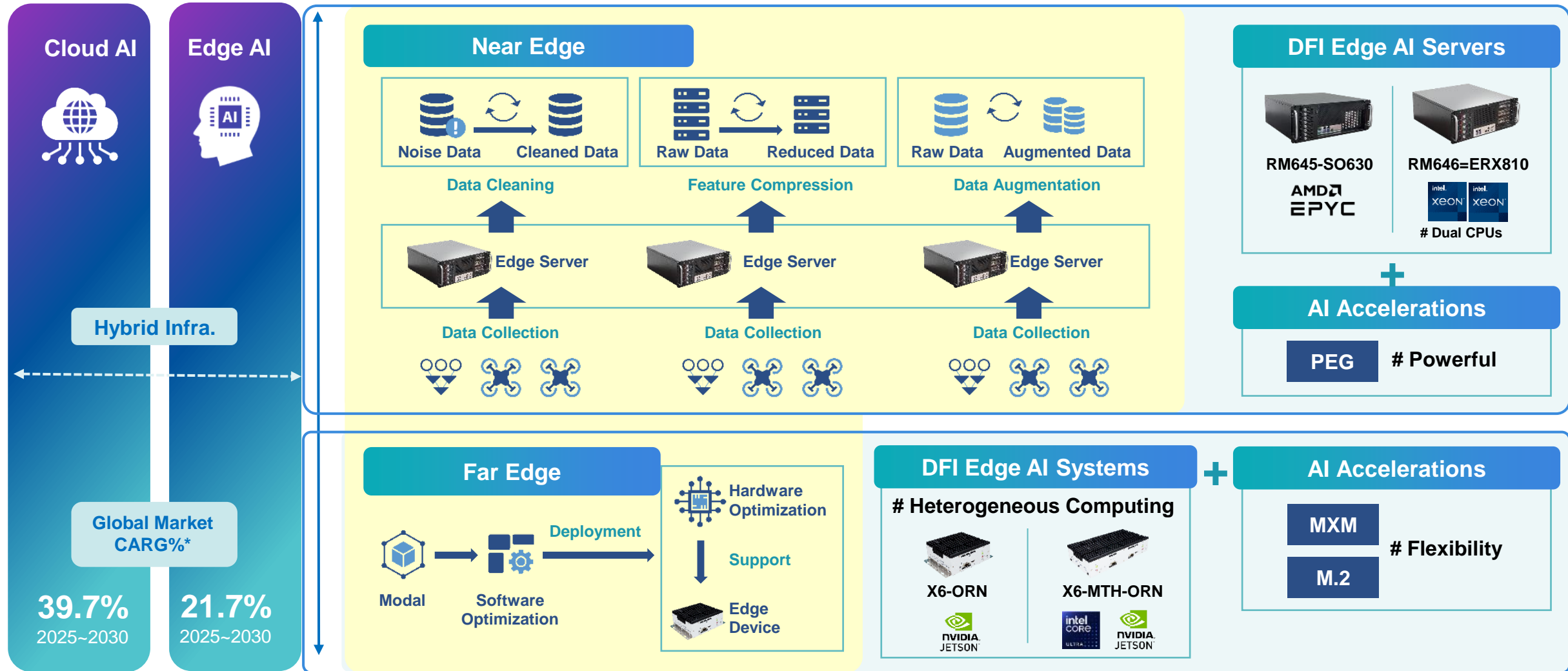
 20+ YEARS Networking

30+ YEARS Industrial Automation

40+ YEARS Embedded



DFI Edge AIoT Solutions: From Edge Server to Devices Intelligence





三. Q & A

Thank you